


READY-MADE WOOD BLINDS

FEATURES

- Ready-Made Wood Blinds sizes available:
1" (25mm),
1.5" (35mm), and
2" (50mm).
- Available in 25mm, 40 x 40mm, High- and Low-Profile head rails.
- Slats have a UV coating which provides superior fade resistance.
- Components are the same as ones used in custom blinds in the U.S.
- Cord tilter is the smoothest available in the market place.
- Cord stop meets all safety requirements for U.S.

ADDITIONAL FEATURES

- Blinds are available in up to 15 standard colors — or we can color match any color.
- Blind comes with a standard valance and valance returns. Special return sizes can be specified.
- Color coordinated hardware.



Packaging

- Each blind comes standard in a white box with Hardware Kit packed two to a master carton. Also available in UPS shippable box.
- Blinds can also be ordered “bulk packed” which is preferred in contract applications. Bulk packing eliminates unneeded cardboard waste and allows for more efficient container packing. Contact us for more information.

Retail Packaging

- Custom packaging and labeling is available for retail applications. Blinds can be packed in generic boxes with color labels or fully customized to meet your needs.

Special Features

- Bar coding, special labeling, specific requirements, and packaging is

available. Our experienced staff can help you with your order and help you make the right choices when ordering blinds.

Programs Available

- We make it easy to order blinds directly from our factory in China. Blinds can be ordered in 20 foot or 40 foot containers directly from our factory for the best value. We also offer a “Container Add-On Program.”

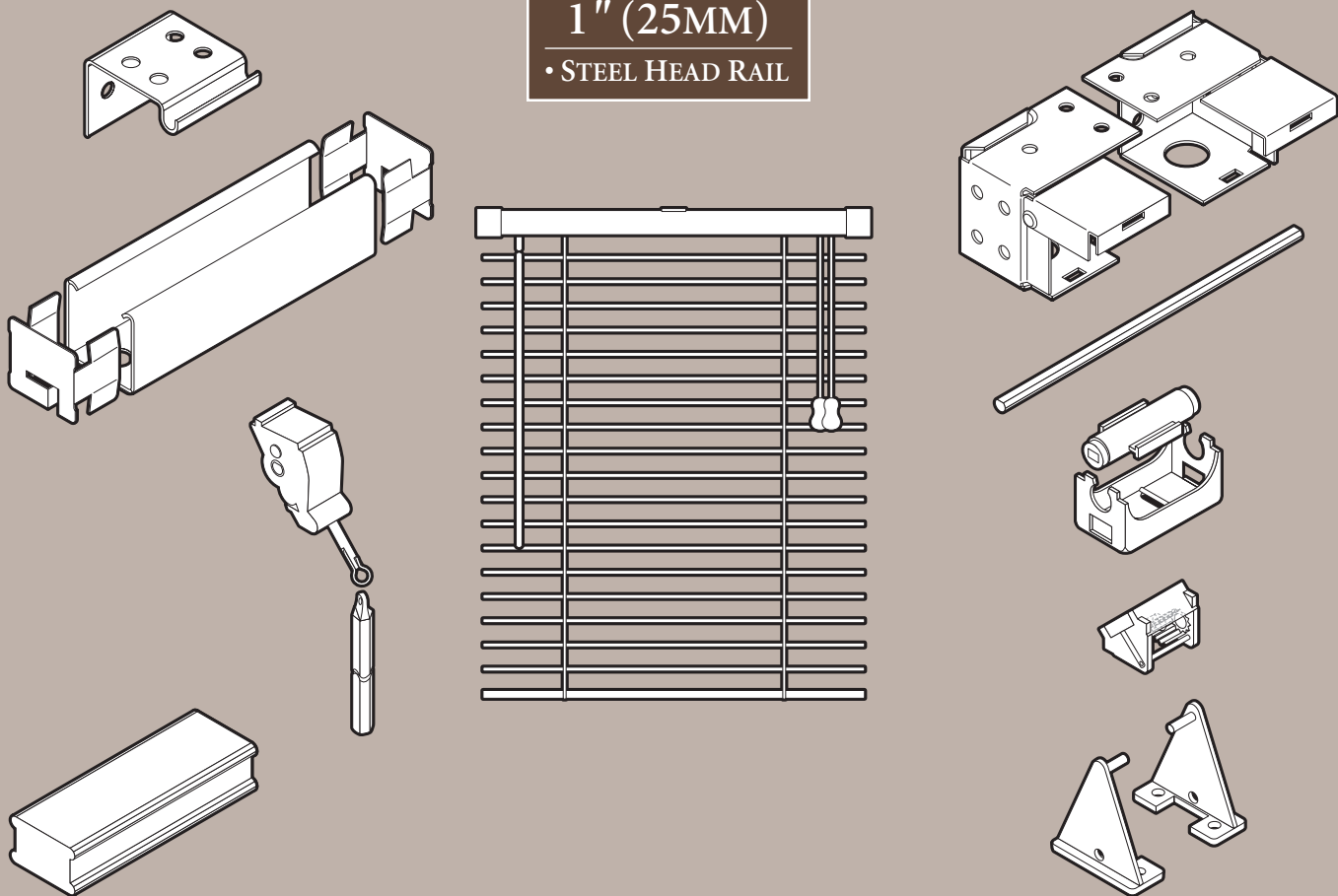
Average Container Packing

Wood blinds:	1"	1.5"	2"
20 ft Container	5,000	4,000	1,700
40 ft Container	8,000	7,000	3,000

NOTE: The amounts listed above are average quantities only. Your actual quantity may vary based on actual sizes that are ordered. Go to CONTAINER PACKING for more details.

1" (25MM)

• STEEL HEAD RAIL



HEAD RAIL	DESCRIPTION	PART NO.
Type	Steel	25404xxx
Size	24mm x 26mm x 0.5mm (W x H x T)	
Color	Color Coordinated	
Dimensions	IB = 0.5" less than stated width; OB = Net Size	
Cord Lock Location	RHC (right hand cord); 4" on-center from end	
Wand Tilter Location	LHC (left hand tilt); 4" on-center from end	
Ladder Location	6" on-center from end	
Head Rail ID Label	Made in China	

BOTTOM RAIL	DESCRIPTION	PART NO.
Type	Basswood (standard)	25906xxx
Size	25mm x 16mm	
Color	Color Coordinated	
Dimensions	IB = 0.5" less than stated width; OB = Net Size	
Lift Cord Route Hole	6" on-center from end	
Warning Label	Attached to center of bottom rail	

SLAT	DESCRIPTION	PART NO.
Type	Basswood	
Size	25mm x 2.5mm	
Color	Color Coordinated	
Dimensions	IB = 0.5" less than stated width; OB = Net Size	

VALANCE	DESCRIPTION	PART NO.
Type	Basswood (standard)	25905xxx
Size	33mm x 7mm	
Color	Color Coordinated	
Dimensions	Cut 0.5" larger than stated blind width	

PARTS & ACCESSORIES	DESCRIPTION	PART NO.
Cord Lock	Universal	51203000
Cord Stop	CPSC Safety Cord Stop on all lift cords	50772000
Tassels	Wood; single tassel per cord	55556xxx
Wand Tilter	With Zinc stem	25101000
Wand	10mm Wood; typically 50% of drop	25790000

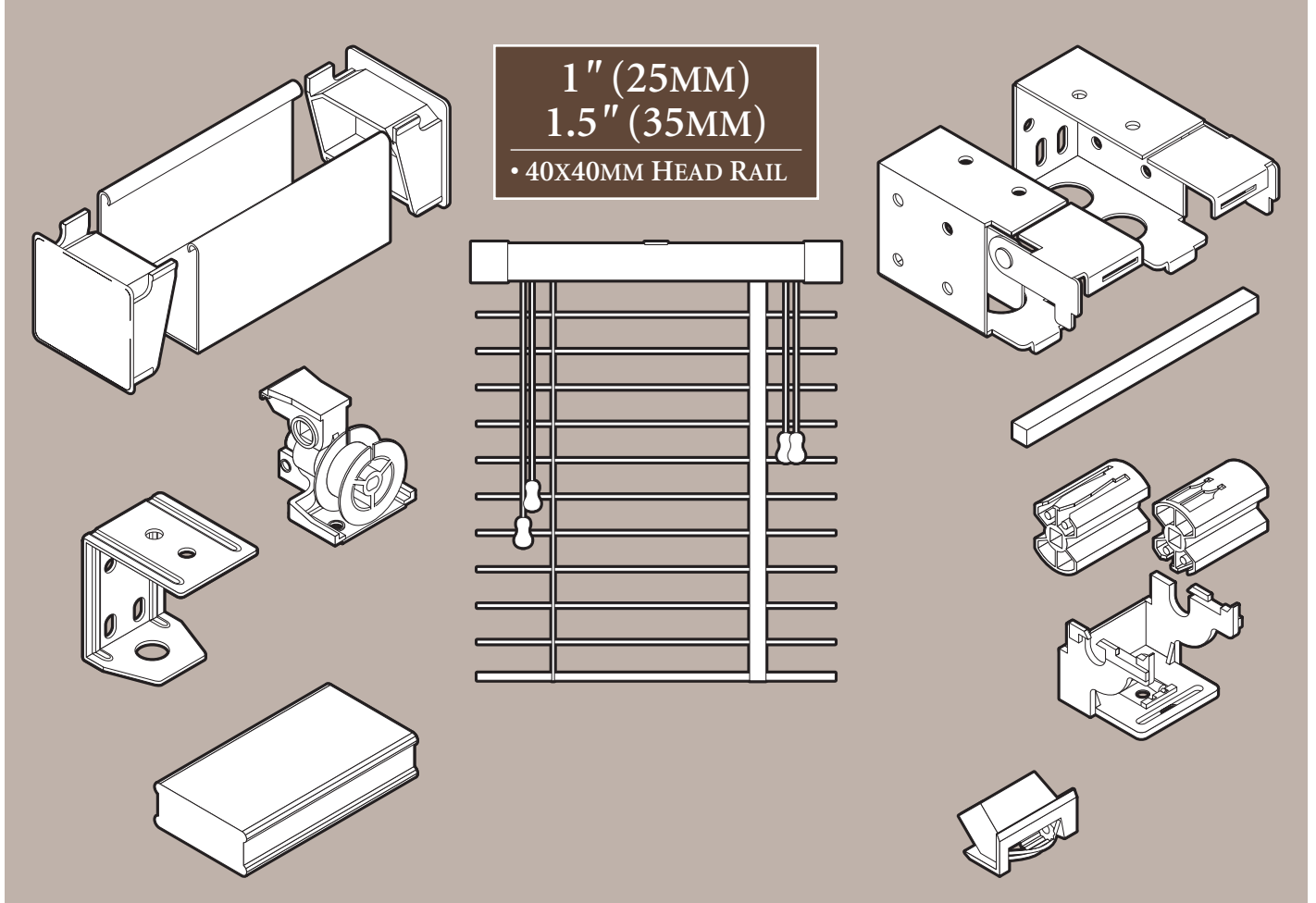
PARTS & ACCESSORIES – cont'd	DESCRIPTION	PART NO.
Installation Brackets	Box Style; left and right; hinged upwards	25414xxx
Center Support	Steel; with Zinc plating	25401000
Valance Clips	Plastic; small	50742000
Extrusion	for valance clips	50743000
Bottom Rail Button	Wood	55561xxx
Hold Down Brackets	Plastic; clear	25630000
Tape Drum	Plastic	25302000
Tape Drum Support	Plastic; roller on right	25301000
End Brace	Metal	25402000
Ladder	21.5mm (spacing) x 28mm (width)	
Lift Cord	1.8mm Polyester	
Cord Length	Typically 50% of drop	
Installation Brkt. Screws	4.0mm x 30mm; Hex Drive	
Hold Down Brkt. Screws	3.5mm x 16mm	

PACKAGE	DESCRIPTION
	Each Blind in a plastic bag;
	Each Blind in a white box with hardware accessory kit.
	Blinds up to 47" packed six blinds per master carton;
	Blinds over 47" packed four blinds per master carton.

LADDERS & CORDS	DESCRIPTION	<32.5"	33"+	50"+	72.5"+
Blind Width:		<32.5"	33"+	50"+	72.5"+
Ladders		2	3	5	6
Cords		2	2	3	4

COMPONENTS BOX	DESCRIPTION	<32.5"	33"+	50"+	72.5"+
Blind Width:		<32.5"	33"+	50"+	72.5"+
Installation Brackets (pair)		1pr	1pr	1pr	1pr
Installation Bracket Screws		8	10	12	14
Hold Down Brackets		2	2	2	2
Hold Down Bracket Screws		4	4	4	4
Valance Clips		2	3	3	4
Center Support(s)		0	1	2	3

1" Wood – SteelHR (rev: 08-0313)



1" (25MM)
1.5" (35MM)
• 40X40MM HEAD RAIL

HEAD RAIL	DESCRIPTION	PART NO.
Type	Metal	40404xxx
Size	40mm x 40mm x 0.5mm (W x H x T)	
Color	Color Coordinated	
Dimensions	IB = 0.5" less than stated width; OB = Net Size	
Cord Lock Location	RHC (right hand cord); 4" on-center from end	
Tilter Location	LHC (left hand tilt); 4" on-center from end	
Ladder Location	6" on-center from end	
Head Rail ID Label	Made in China	

BOTTOM RAIL	DESCRIPTION	PART NO.
Type	Basswood (standard)	(1") 25906xxx (1.5") 35906xxx
Size	25mm x 16mm (1") 35mm x 16mm (1.5")	
Color	Color Coordinated	
Dimensions	IB = 0.5" less than stated width; OB = Net Size	
Lift Cord Route Hole	6" on-center from end	
Warning Label	Attached to center of bottom rail	

SLAT	DESCRIPTION	PART NO.
Type	Basswood	
Size	25mm x 2.5mm (1") 35mm x 3mm (1.5")	
Color	Color Coordinated	
Dimensions	IB = 0.5" less than stated width; OB = Net Size	

VALANCE	DESCRIPTION	PART NO.
Type	Basswood (standard)	35905xxx
Size	51mm x 8mm	
Color	Color Coordinated	
Dimensions	Cut 0.5" larger than stated blind width	

PARTS & ACCESSORIES	DESCRIPTION	PART NO.
Cord Lock	Universal	51203000
Cord Stop	CPSC Safety Cord Stop on all lift cords	50772000
Tassels	Wood; single tassel per cord	55556xxx

PARTS & ACCESSORIES – cont'd	DESCRIPTION	PART NO.
Cord Tilter	Metal	40111000
Installation Brackets	Metal	40403xxx
Center Support	Zinc plated	40401000
Valance Clips	Plastic; small	50742000
Extrusion	for valance clips	50743000
Bottom Rail Button	Wood	55561xxx
Hold Down Brackets	Plastic; clear	25630000
Tape Drum	Plastic	40303000
Tape Drum Support	Plastic	40304000
End Brace	Plastic	40740000
Ladder	21.5mm (spacing) x 28mm (width) (1") 32mm (spacing) x 38mm (width) (1.5")	
Lift Cord	1.8mm Polyester	
Cord Length	Typically 50% of drop	
Installation Brkt. Screws	4.0mm x 30mm; Hex Drive	
Hold Down Brkt. Screws	3.5mm x 16mm	

PACKAGE
Each Blind in a plastic bag;
Each Blind in a white box with hardware accessory kit.
Blinds up to 47" packed six blinds per master carton;
Blinds over 47" packed four blinds per master carton.

LADDERS & CORDS	BLIND WIDTH	<32.5"	33"+	50"+	72.5"+
Ladders		2	3	5	6
Cords		2	2	3	4

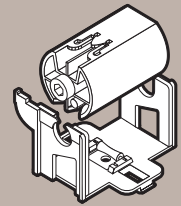
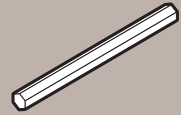
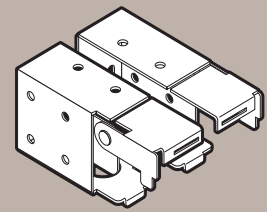
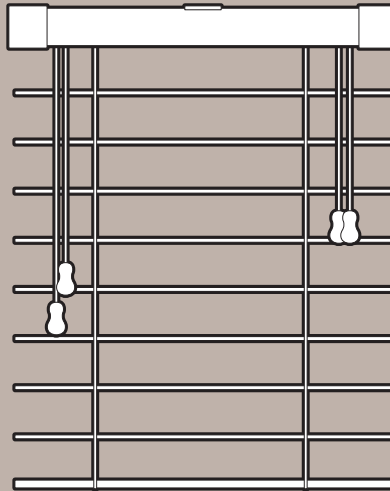
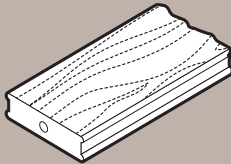
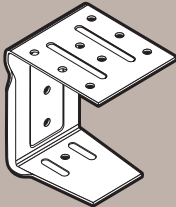
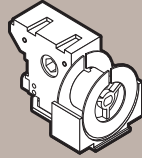
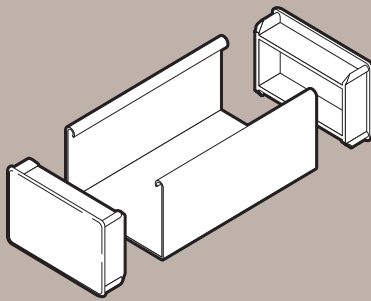
COMPONENTS BOX	BLIND WIDTH	<32.5"	33"+	50"+	72.5"+
Installation Brackets (pair)		1pr	1pr	1pr	1pr
Installation Bracket Screws		8	10	12	14
Hold Down Brackets		2	2	2	2
Hold Down Bracket Screws		4	4	4	4
Valance Clips		2	3	3	4
Center Support(s)		0	1	2	3

1" / 1.5" Wood – 40x40 Head Rail (rev: 08-0313)

WOOD

2" (50MM)

• LOW-PROFILE HEAD RAIL



HEAD RAIL	DESCRIPTION	PART NO.
Type	Steel; Low Profile	51404xxx
Size	58mm x 38mm x 0.5mm (W x H x T)	
Color	Color Coordinated	
Dimensions	IB = 0.5" less than stated width; OB = Net Size	
Cord Lock Location	RHC (right hand cord); 6" on-center from end	
Tilter Location	LHC (left hand tilt); 6" on-center from end	
Ladder Location	6" on-center from end	
Head Rail ID Label	Made in China	

BOTTOM RAIL	DESCRIPTION	PART NO.
Type	Basswood (standard)	
Size	50.8mm x 16mm	
Color	Color Coordinated	
Dimensions	IB = 0.5" less than stated width; OB = Net Size	
Lift Cord Route Hole	6" on-center from end	
Warning Label	Attached to center of bottom rail	

SLAT	DESCRIPTION	PART NO.
Type	Basswood	
Size	50.8mm x 2.8mm	
Color	Color Coordinated	
Dimensions	IB = 0.5" less than stated width; OB = Net Size	

VALANCE	DESCRIPTION	PART NO.
Type	Basswood (standard)	
Size	65mm x 8mm	
Color	Color Coordinated	
Dimensions	Cut 0.5" larger than stated blind width	

PARTS & ACCESSORIES	DESCRIPTION	PART NO.
Cord Lock	Plastic	51203000
Cord Stop	CPSC Safety cord stop; on all lift cords	50772000
Tassels	Wood; single tassel per cord	55556xxx
Cord Tilter	Plastic; zinc gear (4mm)	51114004
Installation Brackets	Color Coordinated	51403xxx

PARTS & ACCESSORIES – cont'd	DESCRIPTION	PART NO.
Center Support	Metal	51401000
Valance Clips	Plastic; small	50742000
Extrusion	for Small Valance Clip	50743000
Bottom Rail Button	Wood	55561xxx
Hold Down Brackets	Plastic; clear	50630000
Tape Drum	Plastic; with shoulders (4mm)	51303204
Tape Drum Support	Plastic	51308000
End Brace	Metal	51402000
Tilt Rod	Hex (4mm)	35820004
Ladder	44mm (spacing) x 54mm (width)	
Lift Cord	2.0mm Polyester	
Cord Length	Typically 50% of drop	
Installation Brkt Screws	4.0mm x 30mm; Hex Drive	
Hold Down Brkt Screws	3.5mm x 16mm	

PACKAGE	DESCRIPTION
	Each Blind in a plastic bag; Each Blind in a white box with hardware accessory kit; All blinds packed two blinds per master carton.

LADDERS & CORDS	DESCRIPTION	32.5"	33"	50"	72.5"+
Blind Width — up to:		32.5"	33"	50"	72.5"+
Ladders		2	3	5	6
Cords		2	2	3	4

COMPONENTS BOX	DESCRIPTION	32.5"	33"	50"	72.5"+
Blind Width — up to:		32.5"	33"	50"	72.5"+
Installation Brackets		1 pr	1 pr	1 pr	1 pr
Installation Bracket Screws		8	10	12	14
Hidden Valance Clips		2	3	3	4
Center Support		0	1	2	3
Hold Down Bracket		2	2	2	2
Hold Down Bracket Screws		4	4	4	4

2" Wood – LP (rev: 08-0212)

WOOD